

Creating a Water Quality Report Card for your favorite stream



Distributed in cooperation with Discover Cayuga Lake's Trout in the Classroom Program



Prepared by Adrianna Hirtler, biomonitoring coordinator
adriannalouise@gmail.com

Greetings, **Young Scientists!**




Eco-Cruises
Floating Classroom
Trout in the Classroom





The Community Science Institute (CSI) is a not-for-profit, state-certified water testing lab based in Ithaca, NY.



We're excited that you're going to be working with us to monitor water quality!



CSI partners with hundreds of community volunteers to monitor water quality in local streams and lakes.



Thanks for caring about local streams



*And for helping learn more
about how healthy they are!*





We often talk about stream “health”
in terms of

WATER QUALITY



Did you know that you can learn a lot about water quality in a stream by observing what lives in it?





Photo from Wendi Hartup blog, peanc.org



Anything that you see moving around underwater amidst the rocks in a creek (that isn't a fish or a salamander) is probably a

**BENTHIC
MACROINVERTEBRATE**

We call them **BMI** for short.



Benthic = Bottom-dwelling

Macro = Big enough to be seen without a microscope

Invertebrate = Animal without a backbone

Some examples of some local BMI!



Some examples of some local BMI!



Water Penny Beetle Larvae



Common Stonefly Nymphs



Cranefly Larvae



Flatheaded Mayfly Nymphs



Uenoid Caddisfly Larva





Try turning over some rocks
in your favorite stream to
find some BMI for yourself.





Most BMI are the larval forms of insects...



Mayfly nymph



Stonefly nymph



Caddisfly larva



Crane fly larva



riffle beetle larva

Insects typically start their lives as wingless larvae...



...that turn into flying adults



Mayfly
adult



Stonefly
adult



Caddisfly
adult



crane fly
adult



rifle beetle
adult

through the process of metamorphosis.

(Caterpillars are the larval form of butterflies just as worm-like mayfly nymphs in the creek become flying adult mayflies)

Insect Characteristics (as adults):

- Hard Exoskeltons
- 3-segmented bodies (head/thorax/abdomen)
- 6 legs
- 2 or 4 wings
- MOST undergo metamorphosis



Mayfly
adult



Stonefly
adult



Caddisfly
adult




cranefly
adult



riffle beetle
adult



Most of the BMI shown here from a sample from a healthy creek in May are insect larvae...



Tug Hollow Creek 5/1/14



Most of the BMI shown here from a sample from a healthy creek in May are insect larvae.
EXCEPT.....



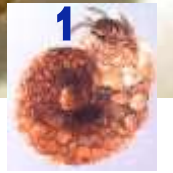
Adult riffle beetle



Aquatic Earthworm

These ARE insects, but they are no longer in their larval form (look to its left to see what a riffle beetle larva looks like).

These are NOT insects.





Some BMI are **NOT insects.**



Photos by National Park Service
From www.nps.gov/vafo



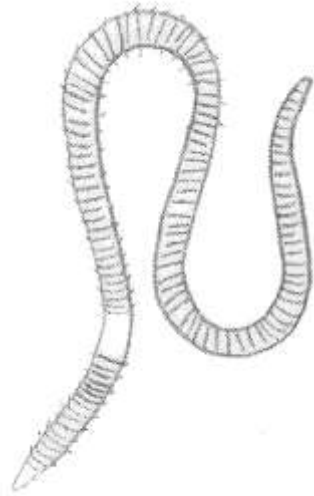
Crayfish are NOT insects.



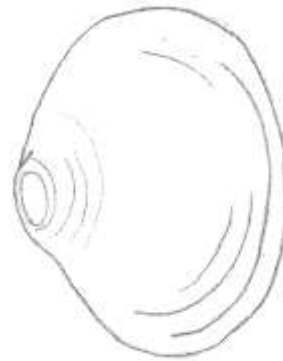
Photos by National Park Service
From www.nps.gov/vafo

Rusty Crayfish
(an invasive species)

Some other BMI that are NOT insects:



Aquatic Earthworm



Aquatic Clam



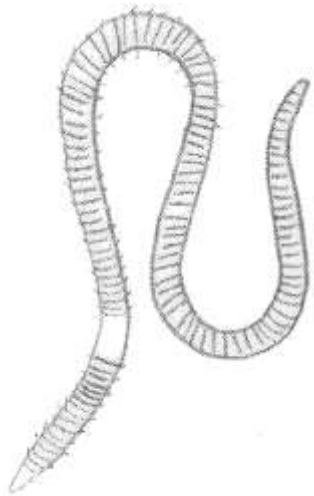
Aquatic Snail



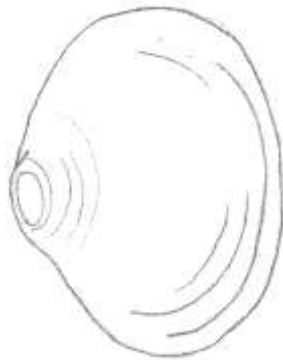
Aquatic Mite



Some other BMI that are NOT insects:




Aquatic Earthworm



Aquatic Clam



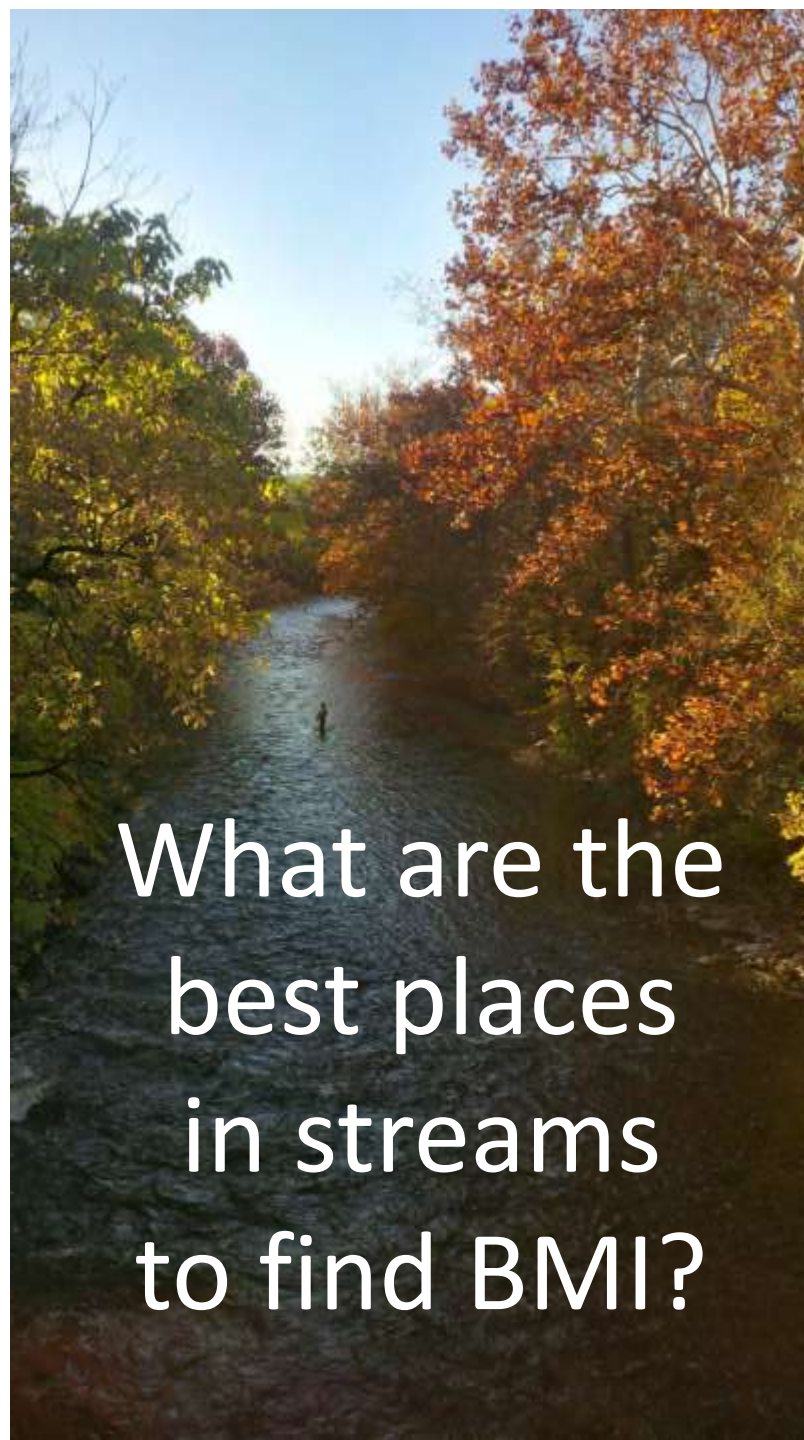
Aquatic Snail



Aquatic Mite


Compare with Adult Insect characteristics:

- Hard Exoskeltons?
- 3-segmented bodies?
(head/thorax/abdomen)
- 6 legs?
- 2 or 4 wings?
- Undergoes metamorphosis?

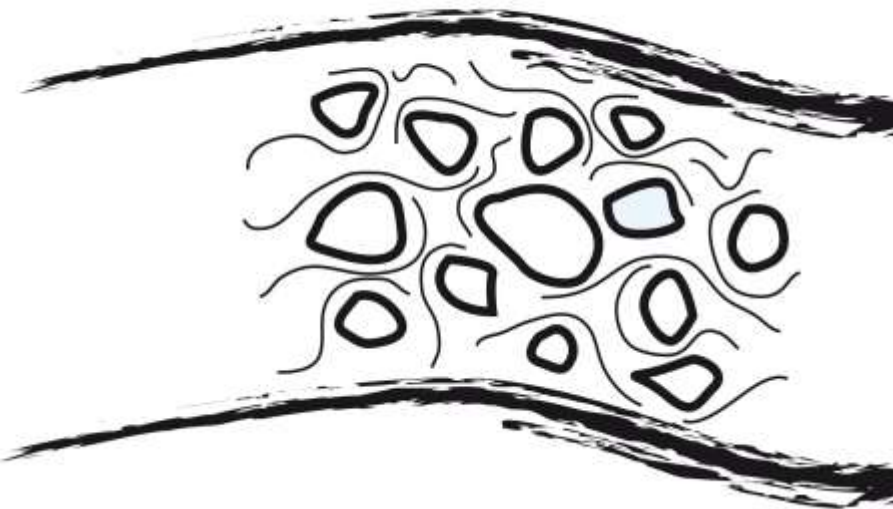


What are the
best places
in streams
to find BMI?

Riffles!





Riffles!



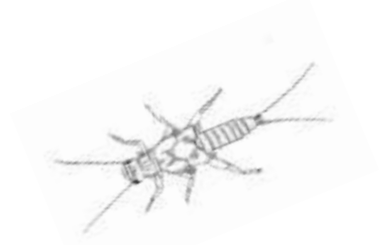

Listen

You can often hear them!





Riffles are places in a stream where you can see (and hear) water flowing and burbling over rocks.



Oxygen mixes into the water in riffles...so riffles are a good environment for water-dwelling organisms who need Oxygen to survive and thrive.



A riffle in Enfield Creek

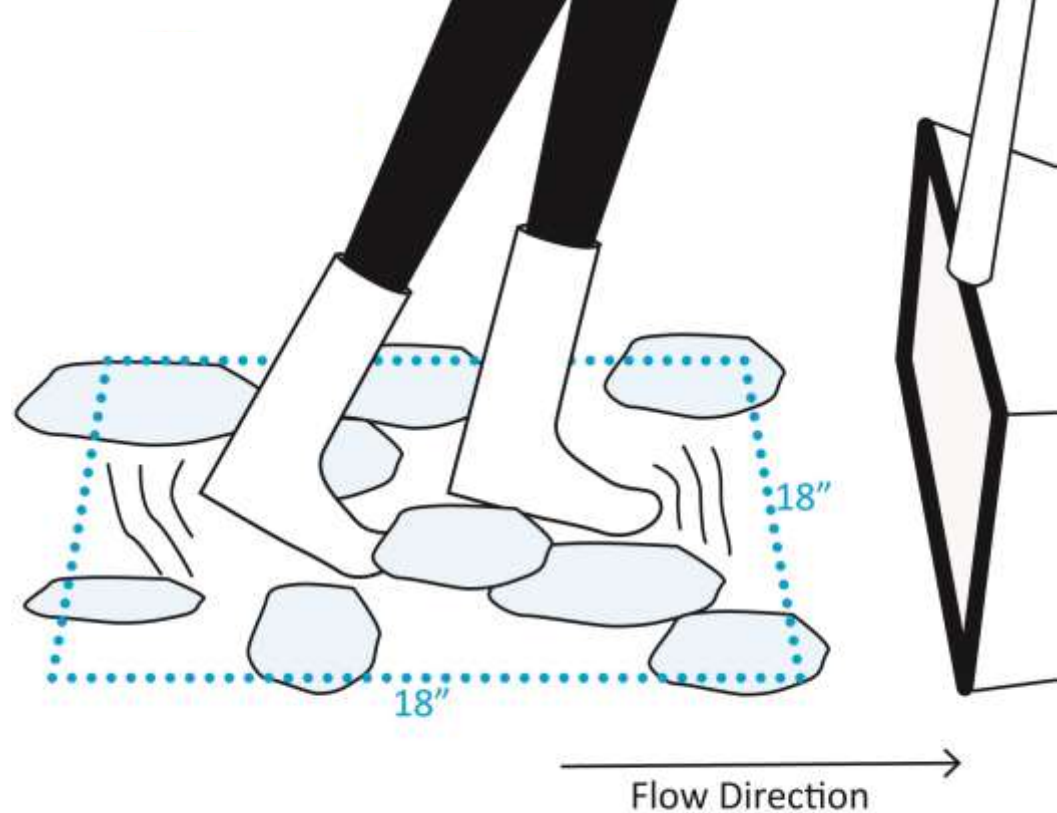




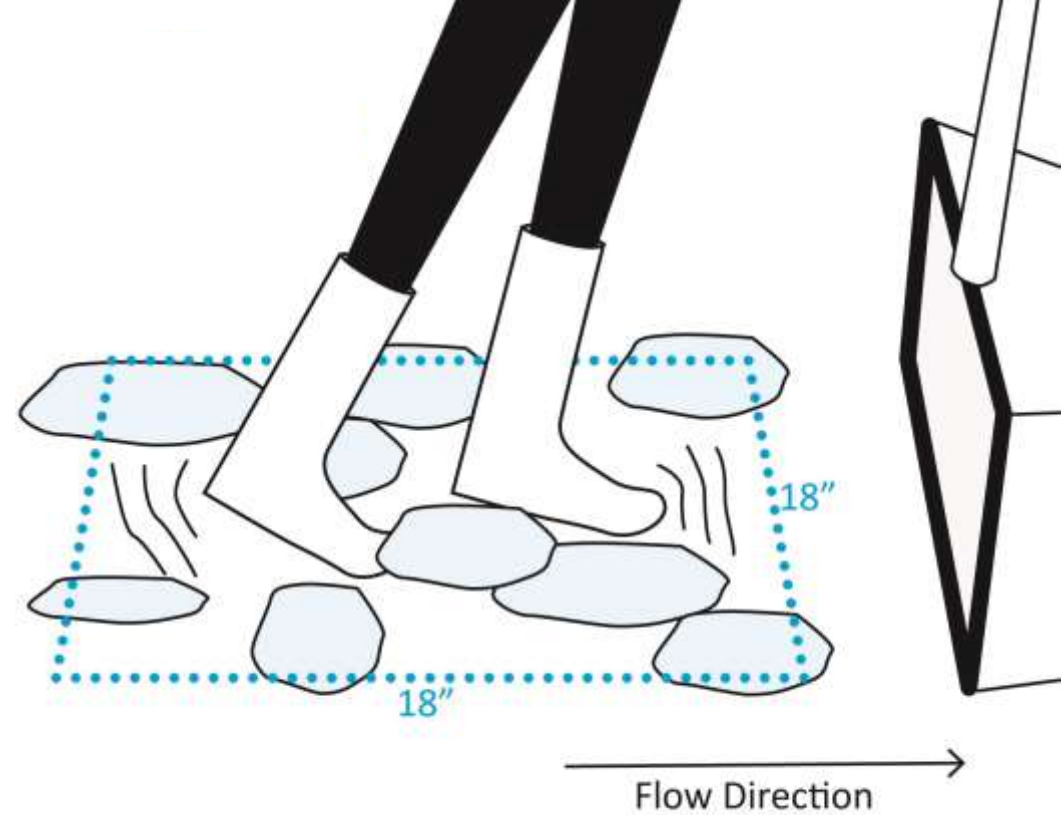
So find a riffle and
look for some BMI!



The main technique used to collect samples in riffles is called kick sampling



You basically “dance” around within a riffle, disturbing rocks under your feet while holding a net directly downstream of where you are “kicking.” The net opening should be perpendicular to the flow of the water so that the water and anything you’re disturbing from the bottom flows into the net.



Play around with this technique and see what you catch in your net!


If you want to collect a sample that can be compared with other streams....



The next 5 slides describe some standard stream biomonitoring sampling protocols followed by both Community Science Institute Volunteers and New York State Department of Environmental Conservation professional stream evaluators.



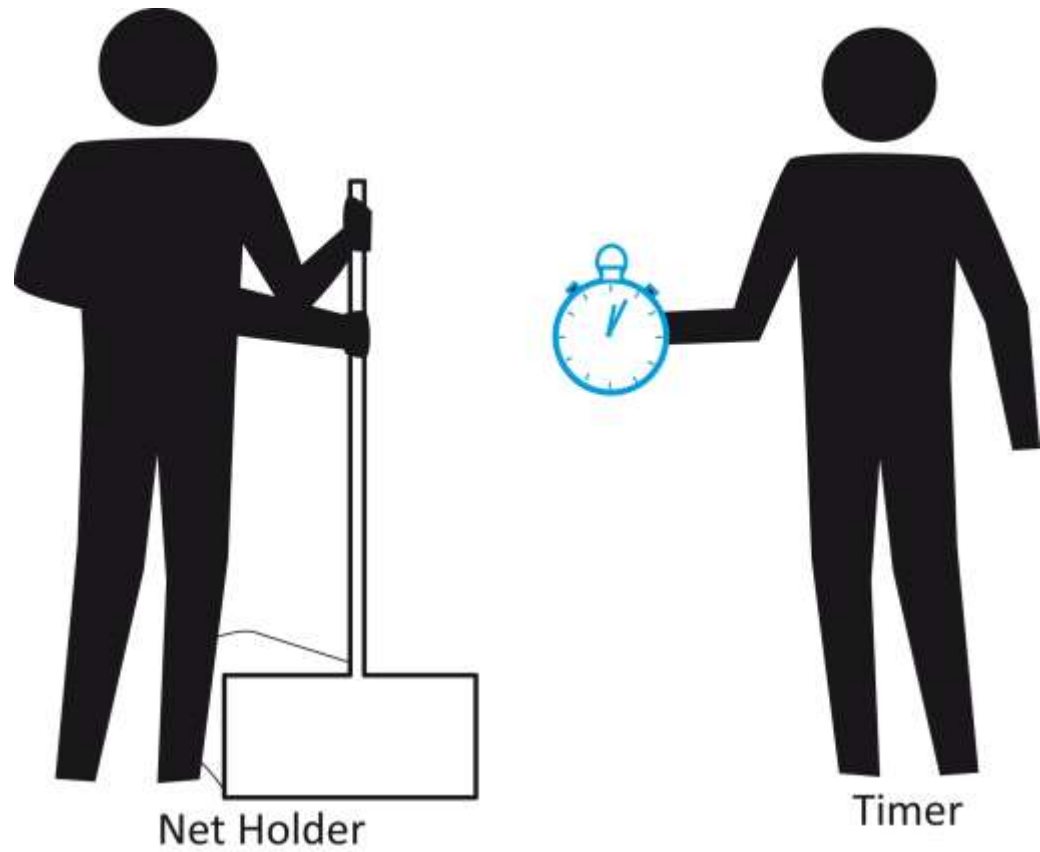
First, Choose a spot for a 5 meter transect across the stream. Your transect should ideally angle slightly downstream.





If your riffle or stream isn't wide enough, the 5 meter transect can zigzag back and forth heading downstream.

Next...

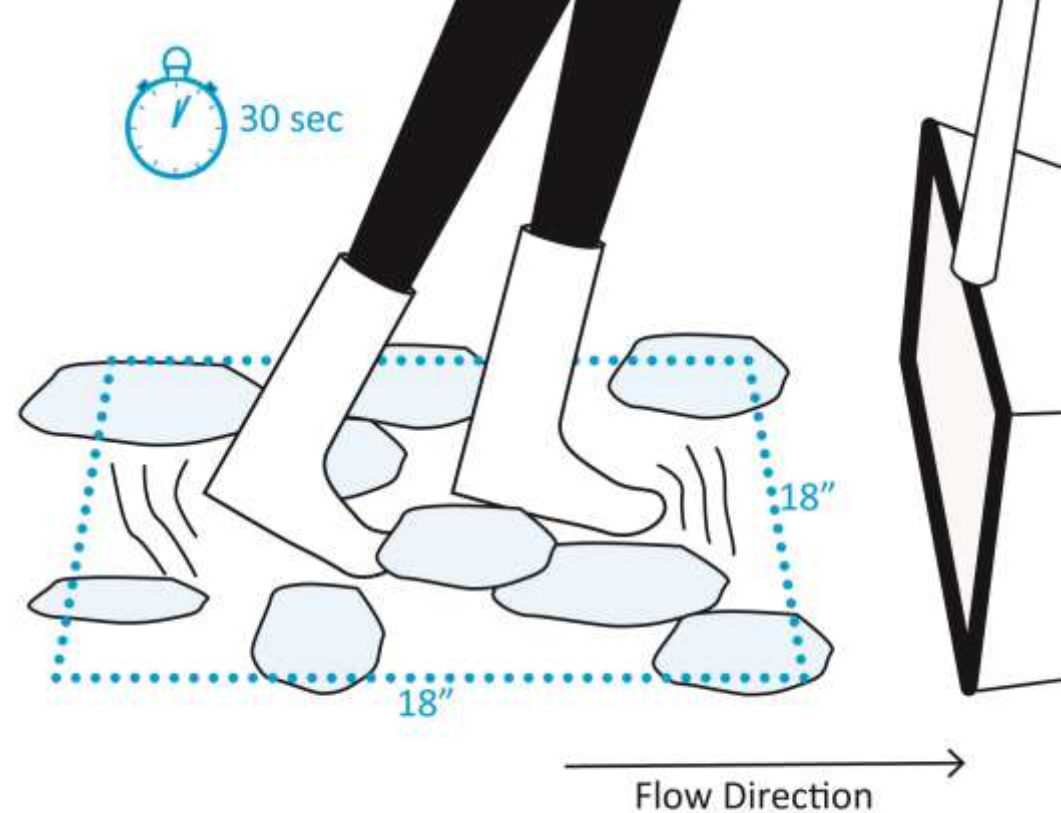


**Assign
sampling roles**



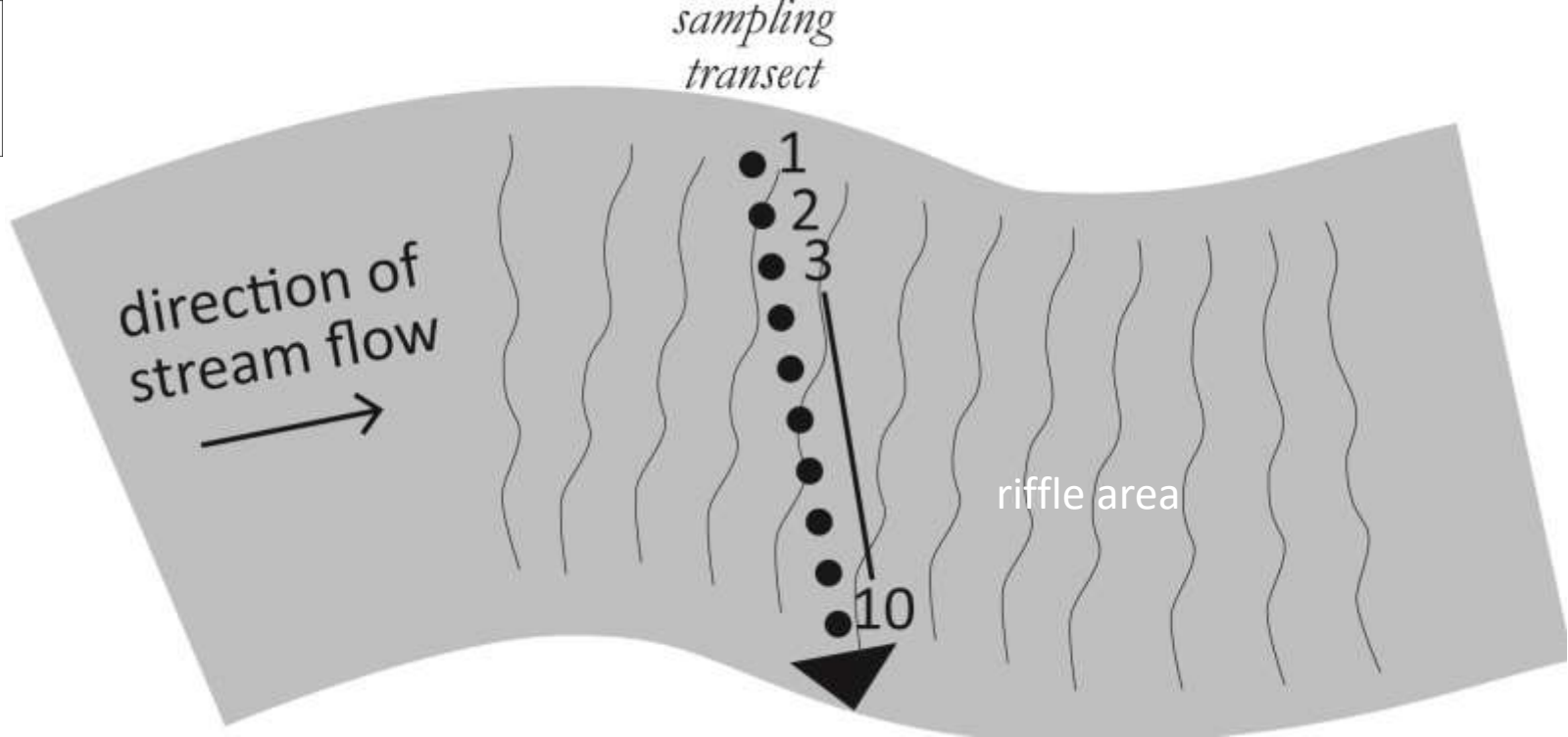


And collect a sample



To collect a kick sample along a transect...

Starting at the upstream end of your 5 meter transect, disturb the stream bottom within an 18"x18" square a few inches upstream of the net opening by vigorously shuffling feet, putting toes under rocks to flip them over and generally upsetting the substrate so that any organisms hiding under rocks and deeper in the substrate (up to a few inches down) will be caught by the flow and pushed into the net. Try to avoid kicking the substrate directly into the net as much as possible. Do this for 30 seconds at each of ten locations along your transect.




After each 30 seconds of kicking at one location, move the sampling team roughly 0.5 m along your transect to repeat the “kicking” process at the next location. Do this at a total of 10 locations across the stream. (The samples collected are cumulative samples, so the results of each 30 second interval of kicking is added to the last until all 10 locations along the transect have been “kicked.” The entire process lasts 5 minutes, plus the time it takes to move from one point to the next.)

30 second kick sample...



flow



Looking at sample...





Once you've collected your sample...

Put it into a white tray (with water) for observation*.



* You may want to rinse your sample first, by allowing water in a clear part of the stream to flow through the mesh of the net while carefully holding the net opening above the surface.



Take good care of your sample!



Keep it out of direct sun and try to work with your sample as quickly as possible so that you can return it safely to the creek.



Si

16

2

1

1

1

13

18

2

3

1

206

10

1

9

1

1

3

5

10

2

7

1

1

Tug Hollow Creek 5/1/14



So now that you've found some... what can BMI tell us about water quality in a stream?

In New York State, the Department of Environmental Conservation (NYSDEC) has determined that non-impacted streams typically have 5 BMI characteristics in common*.



“Non-impacted” is basically
another way to say “Healthy”



Here are the characteristics of healthy streams in New York...

1. Mayflies must be present and numerous; at least 3 species must be present
2. Stoneflies must be present
3. Caddisflies must be present, but not more abundant than mayflies
4. Beetles must be present
5. Aquatic worms must be absent or sparse.



Department of
Environmental
Conservation



So what did you find?





Mayflies

The Ephemeroptera





1. Mayflies must be present and numerous; at least 3 species must be present.



Small Minnow Mayflies



Small Squaregill

What do mayflies look like?

3 "tails"

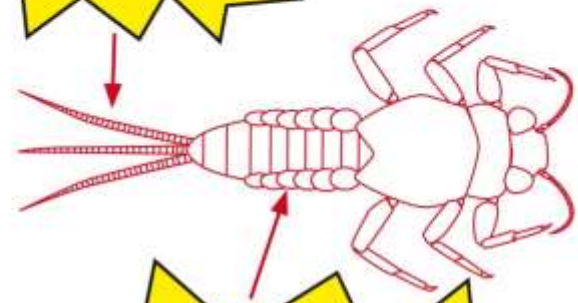


plate-like gills on abdomen

* some species only have 2 "tails" - if you only see 2 tails be sure to check for abdominal gills



Spiny Crawler



Little Stout Crawler



Flatheaded Mayfly



Brushlegged Mayflies



Are mayflies easy to find?

YES

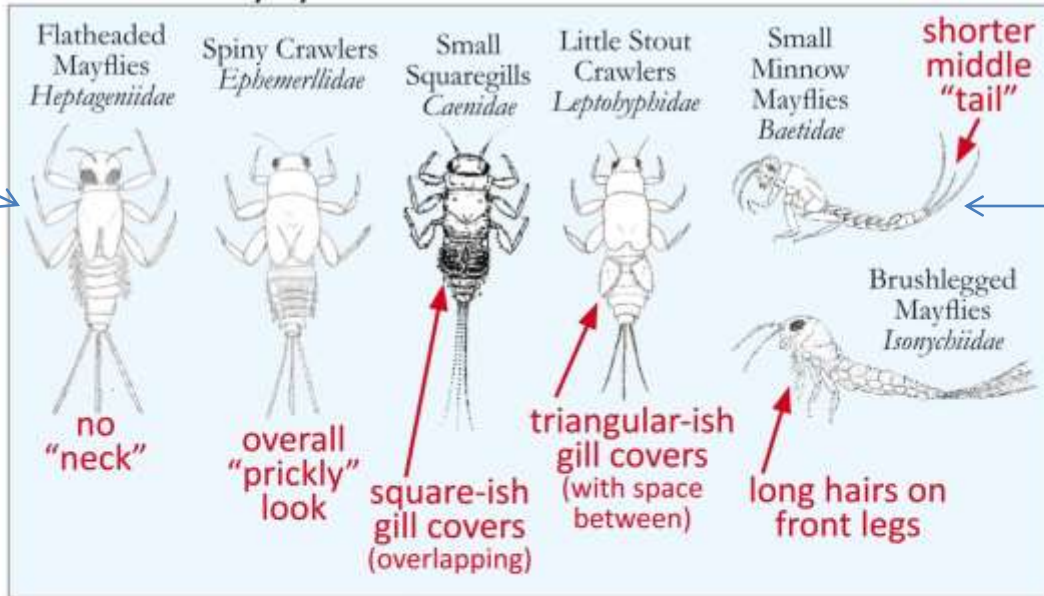
NO

Does it seem like there are at least three different kinds?

Very Common mayfly in Finger Lakes stream riffles

Some mayflies have flattened bodies and cling to rocks while others have streamlined, swimming forms. Here's a sampling of some of the different kinds of mayflies.

Common Mayfly Families



These pictures show mayfly *families* — each mayfly *family* is made up of different mayfly *species*. If you can find 3 different mayfly families, you can confidently answer YES to this question.

Si[®]



Stoneflies

The Plecoptera





Common Stonefly

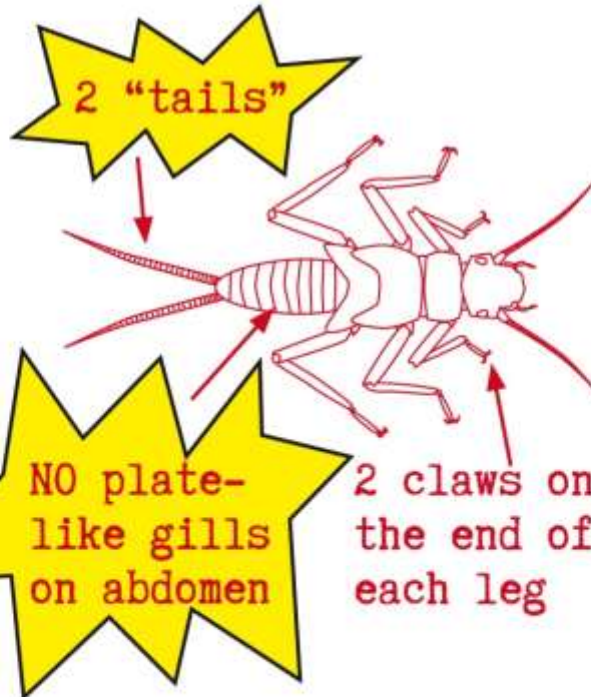
2. Stoneflies must be present.



What do stoneflies look like?



Green Stonefly



Rolled-winged Stonefly



Perlodid Stonefly



Spring Stonefly



Do you see any stoneflies?

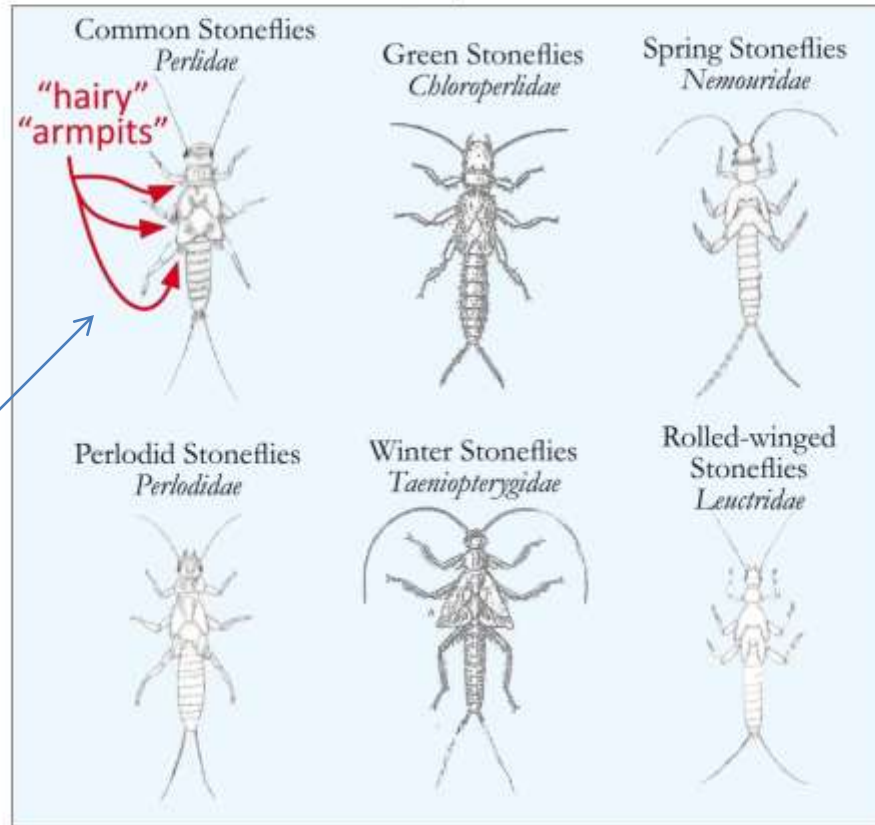
YES

NO

2 different species of *Perlidae*



Some Common Stonefly Families




Most common stonefly in Finger Lakes stream riffles

Different kinds of stoneflies are usually harder to tell apart (even just to family) than mayflies, but there usually aren't as many of them either. Just finding one is enough to answer YES to this question. Counting "tails" is usually the easiest way to tell the difference between stoneflies and mayflies. The most common stonefly family (common stoneflies) have finely-branched gills where each of their legs attach making them easy to recognize (it looks like they have hairy armpits).

Si

Caddisflies

The Trichoptera



Si



Fingernet Caddisfly

3. Caddisflies must be present, but not more abundant than mayflies.



What do caddisflies look like?

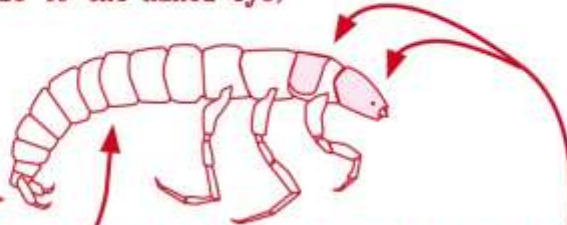


Spiral Casemaker Caddisfly



Common Netspinner Caddisfly

extremely short antennae
(invisible to the naked eye)



soft body with sclerotized head and plate on prothorax
(sometimes on meso- and meta-thorax too)

abdomen ends in a pair of prolegs with hooks

* some construct cases of mineral or plant materials



Lepidostomatid Caddisfly



Uenoid Casemaker Caddisfly



Freelifving Caddisfly



Most common caddisfly in Finger Lakes stream riffles

2nd most common

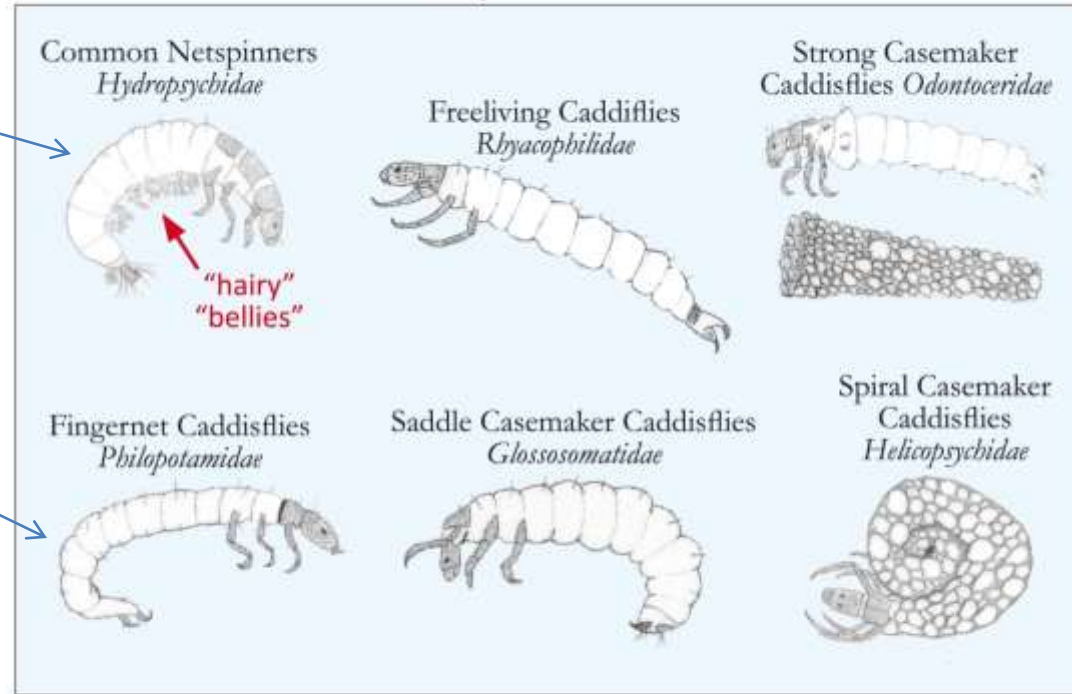
Do you see any caddisflies?

YES

NO

Are there fewer caddisflies than mayflies?

Some Common Caddisfly Families



Different kinds of caddisflies can be even harder to tell apart than stoneflies, but the most common family (Common Netspinners) are quite easy to identify to family due to the branched gills on the ventral part of their abdomens ("hairy bellies").



Beetles

The Coleoptera





4. Beetles must be present



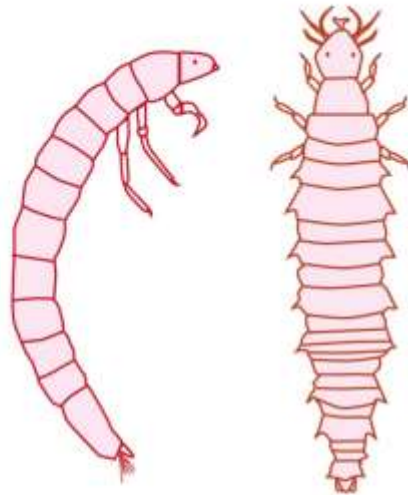
What do beetles look like?



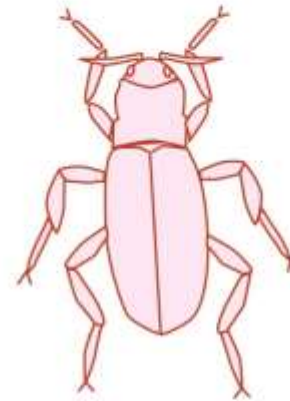
Riffle Beetle
Larva and adult



Water Penny
larvae



larvae have
jointed legs and
often have dark,
stiff bodies



adults usually
have hard, black
bodies and are
distinctly oval
in shape

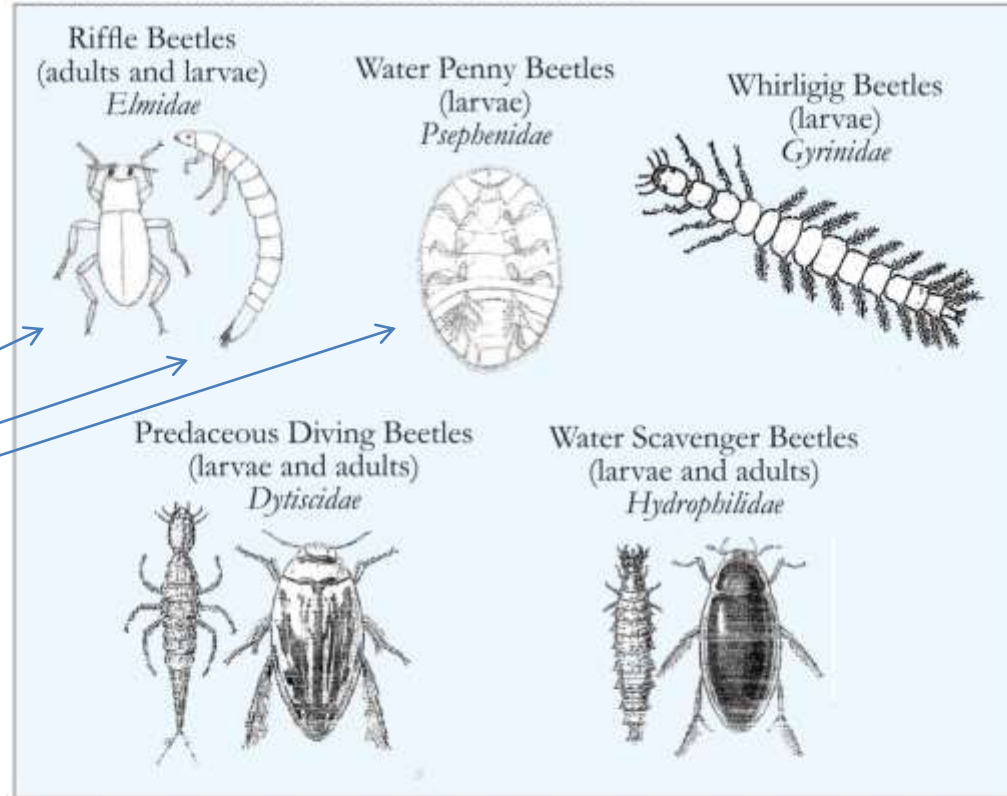


Do you see any beetles (larvae or aquatic adults)?

YES

NO

Some Common Beetle Families



Most common beetles in Finger Lakes stream riffles

Unlike mayflies, stoneflies and caddisflies whose adults are winged insects, you may find some adult beetles living in creeks alongside their young larvae.

Worms

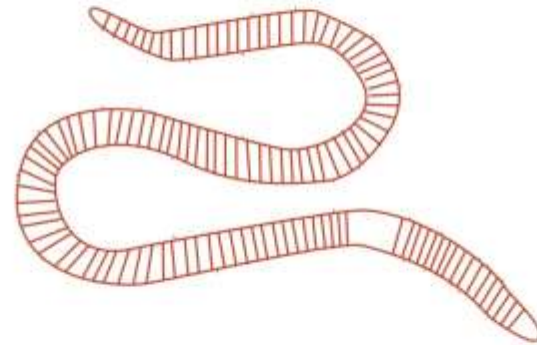




5. Aquatic worms must be absent or sparse.



What do aquatic worms look like?



they all have segmented bodies

Leech

Aquatic Earthworm

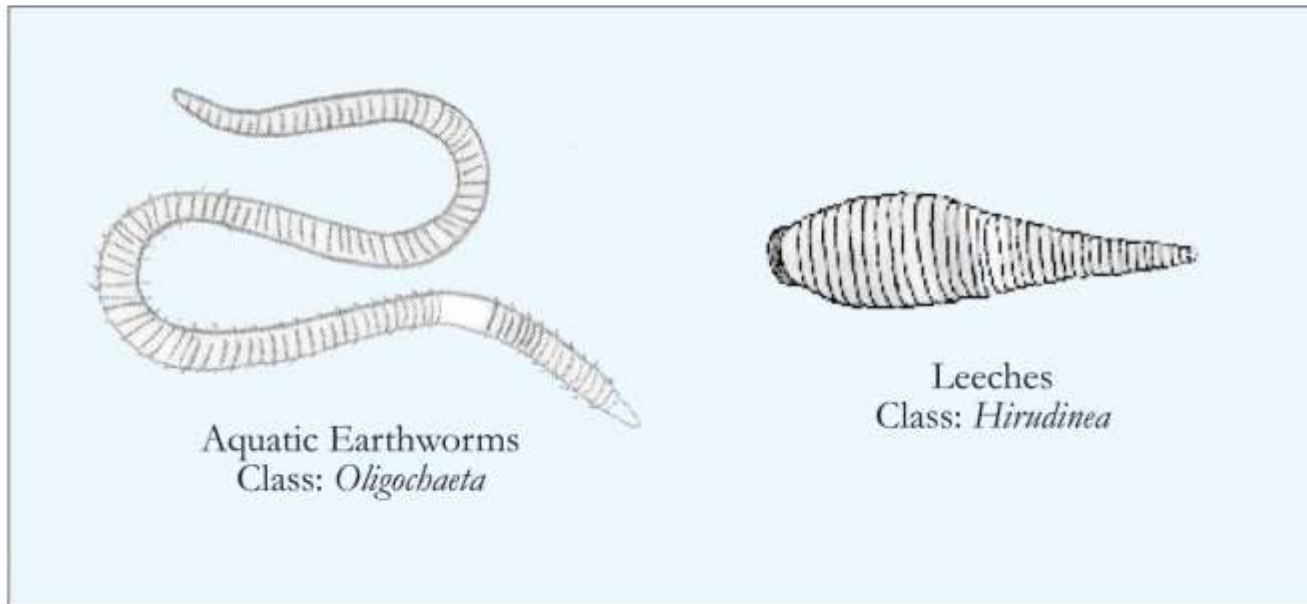


Are aquatic worms
absent or sparse?

YES

NO

Some Common Aquatic Worms

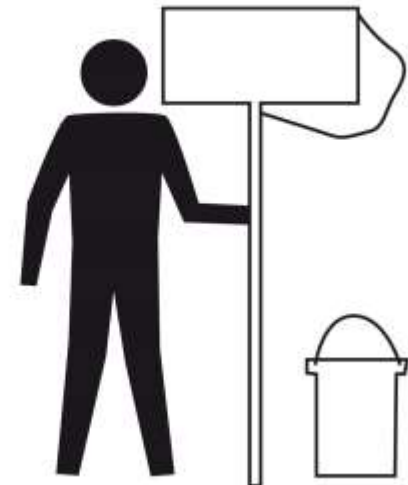




Look back at the 7 questions you answered....

If you answered **yes** to all of them, that's fantastic! It means that your stream probably has pretty good water quality and is supporting a diversity of life.

If you answered **no** to any of them, it means that your stream *might* be impacted, but needs further study to know for sure.





Be sure you carefully return the bulk of your sample to the creek when you're done looking at it! These organisms are food for fish, birds, snakes and other creatures AND they also consume algae and help break down fallen leaves and other organic material that falls in the water...





Preserving one of each kind of organism you find would be helpful, though!



CSI can provide verification for identification then return the organisms to you. These voucher specimens can be used to help future students learn about benthic macroinvertebrates specific to the creek you sampled and help them document any changes that might take place over time.

CSI can provide a vial with alcohol for preservation. But you can also use any sealable container that allows you to completely submerge organisms in isopropyl alcohol.



Let us know what you found!



SEND US YOUR RESULTS. If you're up for sharing any photographs of your experience, that would be great too. Send us a photo of your class at the creek you evaluated and we'll post it in the young scientist section of the Community Science Institute website***.

Send your results (and questions) to:
adrianna@communityscience.org

***Let us know if you've preserved voucher specimens and we can arrange to get them from you.

or Community Science Institute
Young Scientists
95 Brown Rd, Ste 283
Ithaca, NY 14850

Thank you!!!



Eco-Cruises
Floating Classroom
Trout in the Classroom