

Creating a Water Quality Report Card for your favorite stream

DRAFT 4/8/21
DO NOT DISTRIBUTE YET!



THE COMMUNITY SCIENCE INSTITUTE
Partnering with communities to protect water

Prepared by Adrianna Hirtler, biomonitoring coordinator
adriannalouise@gmail.com

Greetings, Young Scientists!



DRAFT 4/8/21
DO NOT
DISTRIBUTE YET!

THE COMMUNITY SCIENCE INSTITUTE
Partnering with
communities to
protect water



Eco-Cruises
Floating Classroom
Trout in the Classroom



The Community Science Institute (CSI) is a not-for-profit, state-certified water testing lab based in Ithaca, NY.



We're excited that you're going to be working with us to monitor water quality!



CSI partners with hundreds of community volunteers to monitor water quality in local streams and lakes.

DRAFT 4/8/21
DO NOT
DISTRIBUTE YET!

Thanks for caring about local streams



And for helping learn more about how healthy they are!



DRAFT 4/8/21
DO NOT
DISTRIBUTE YET!



We often talk about stream "health"
in terms of

WATER QUALITY

DRAFT 4/8/21
DO NOT
DISTRIBUTE YET!



Did you know that you can learn a lot about water quality in a stream by observing what lives in it!

**DRAFT 4/8/21
DO NOT
DISTRIBUTE YET!**





Photo from Wendy Hartup blog, peanc.org



Anything that you see moving around underwater amidst the rocks in a creek (that isn't a fish or a salamander) is probably a

BENTHIC
MACROINVERTEBRATE

We call them BMI for short.



Benthic = Bottom dwelling

Macro = Large enough to be seen without a microscope

Invertebrate = Animal without a backbone

DRAFT 4/8/21
DO NOT
DISTRIBUTE YET!

Some examples of some local BMI!



DRAFT 4/8/21
DO NOT
DISTRIBUTE YET!

Some examples of some local BMI!



Water Penny Beetle Larvae



Common Stonefly Nymphs



Cranefly Larvae



Flatheaded Mayfly Nymphs



Uenoid Caddisfly Larva





Try turning over some rocks
in your favorite stream to
find some BMI for yourself.

DRAFT 4/8/21
DO NOT
DISTRIBUTE YET!





DRAFT 4/8/21
DO NOT
DISTRIBUTE YET!



Most BMI are the larval forms of insects...



Mayfly nymph



Stonefly nymph



Trout fly larva



Cranefly larva



riffle beetle larva

Insects typically start their lives as wingless larvae...

...that turn into flying adults



Mayfly
adult



Stonefly
adult



Caddisfly
adult



crane fly
adult



riffle beetle
adult

through the process of metamorphosis.

(Caterpillars are the larval form of butterflies just as worm-like mayfly nymphs in the creek become flying adult mayflies)

Insect Characteristics (adult)

- Hard Exoskeltons
- 3-segmented bodies (head/thorax/abdomen)
- 6 legs
- 2 or 4 wings
- MOST undergo metamorphosis

DRAFT 4/8/21
DISTRIBUTE YET!



Mayfly adult



Stonefly adult

Caddisfly adult



cranefly adult



riffle beetle adult



Most of the BMI shown here from a sample from a healthy creek in May are insect larvae...

Tug Hollow Creek 5/1/14



Most of the BMI shown here from a sample from a healthy creek in May are insect larvae.
EXCEPT ...



These are insects, but they are no longer in their larval form (look to its left to see what a riffle beetle larva looks like).

These are NOT insects.





Some BMI are **NOT** insects.



DRAFT 4/8/21
DO NOT
DISTRIBUTE YET!



Photos by National Park Service
From www.nps.gov/vafo



Crayfish are NOT insects.



Photos by National Park Service
From www.nps.gov/vafo

Rusty Crayfish
(an invasive species)

DRAFT 4/8/21
DO NOT
DISTRIBUTE YET!





Some other B.M.
that are NOT insects:



Aquatic Earthworm



Aquatic Mite



Aquatic Snail

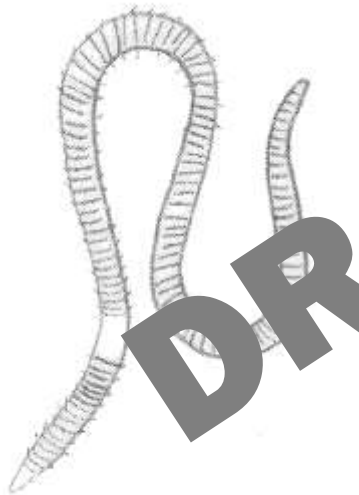


Aquatic Mite

DRAFT 4/8/21
DO NOT
DISTRIBUTE YET!



Some other BMI that are NOT insects:



Aquatic Earthworm



Aquatic Clam



Aquatic Snail

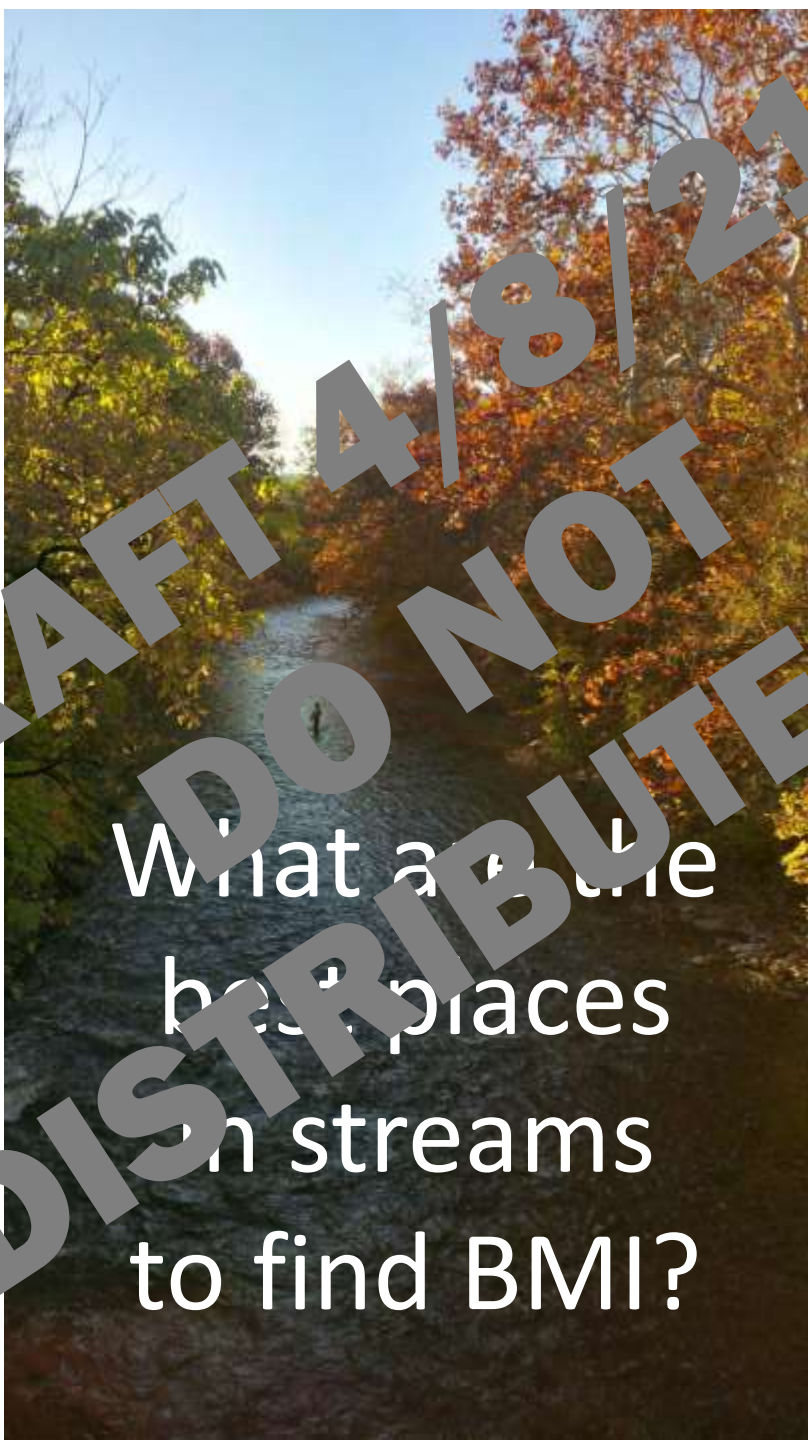


Aquatic Mite

DRAFT 4/8/21
DO NOT
DISTRIBUTE YET!

Compare with Adult Insect characteristics:

- Hard Exoskeletons?
- 3-segmented bodies?
(head/thorax/abdomen)
- 6 legs?
- 2 or 4 wings?
- Undergoes metamorphosis?



DRAFT 4/8/21
DO NOT
DISTRIBUTE YET!


What are the
best places
on streams
to find BMI?



Riffles

DRAFT 4/8/21

DO NOT
DISTRIBUTE YET!






Riffles!

DRAFT 4/8/21
DO NOT
DISTRIBUTE YET!



Listen

You can't hear them!





**DRAFT 4/8/21
DO NOT
DISTRIBUTE YET!**



Riffles are places in a stream where you can see (and hear) water flowing and burbling over rocks.



**DRAFT 4/8/21
DO NOT
DISTRIBUTE YET!**



Oxygen mixes into the water in riffles...so riffles are a good environment for water-dwelling organisms who need Oxygen to survive and thrive.



A riffle in Enfield Creek

**DRAFT 4/8/21
DO NOT
DISTRIBUTE YET!**

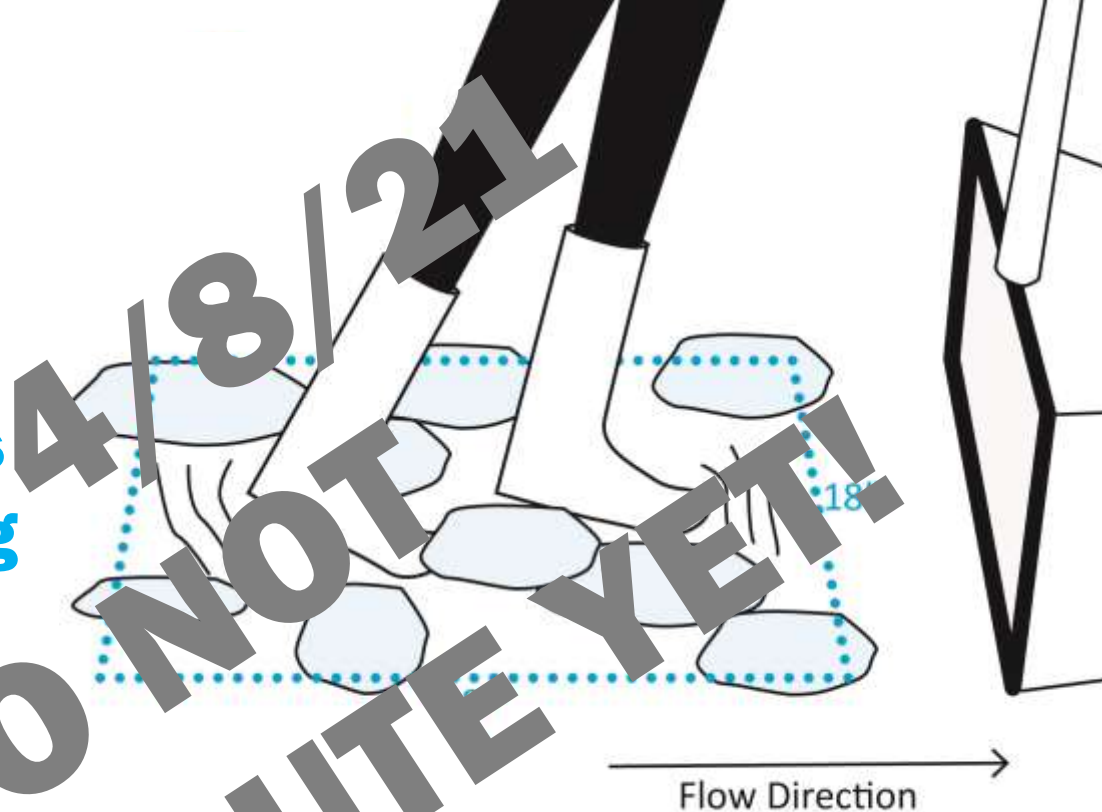


So find a rifle and
look for some BMI!

DRAFT 4/8/21
DO NOT
DISTRIBUTE YET!



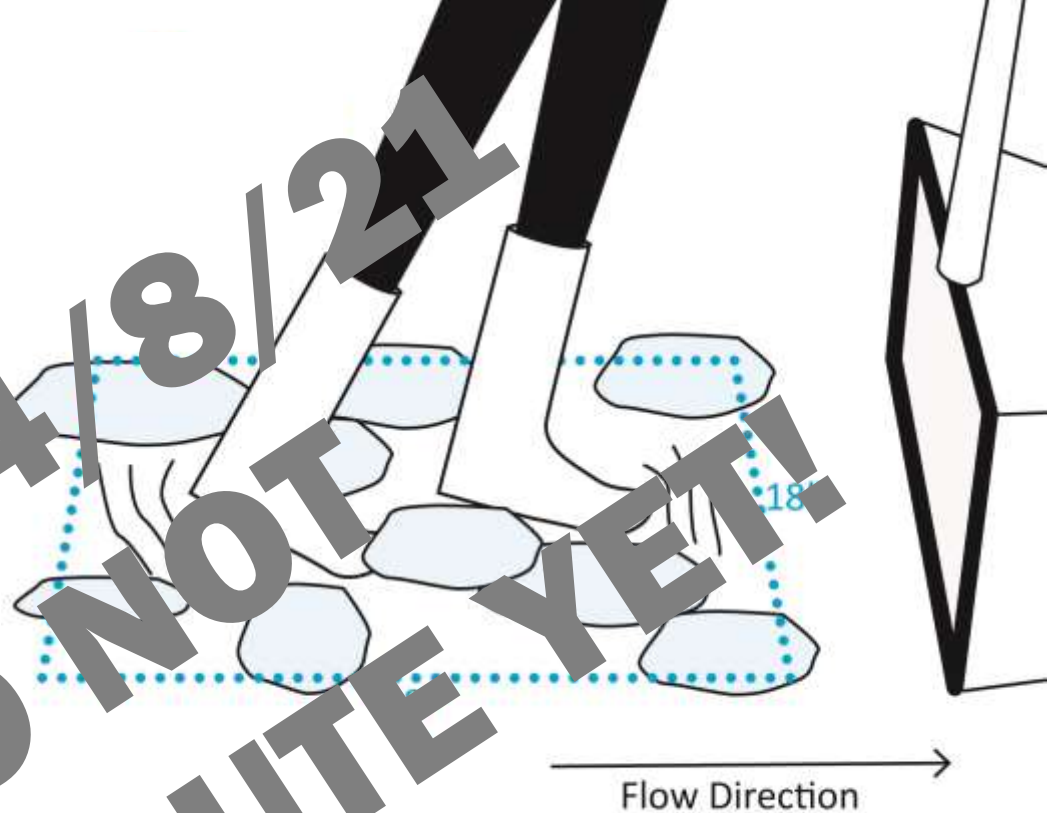
The main technique used to collect samples in riffles is called kick sampling



You basically “dance” around within a riffle, disturbing rocks under your feet while holding the net directly downstream of where you are “kicking.” The net opening should be perpendicular to the flow of the water so that the water and anything you’re disturbing from the bottom flows into the net.



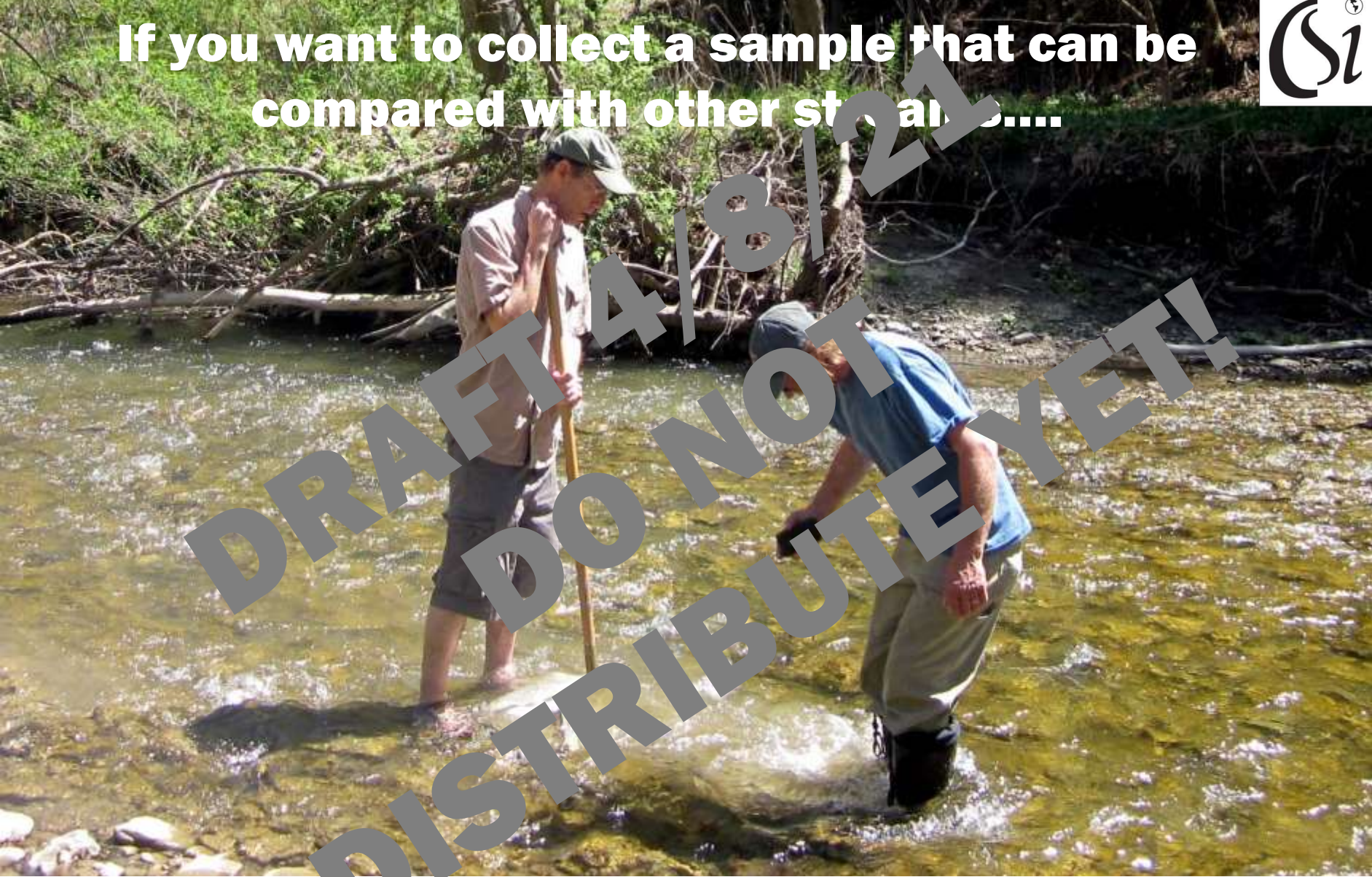
DRAFT 4/8/21
DO NOT
DISTRIBUTE YET!



Play around with this technique and see what you catch in your net!



If you want to collect a sample that can be compared with other streams.....



**DRAFT 4/8/21
DO NOT
DISTRIBUTE YET!**

The next 5 slides describe some standard stream biomonitoring sampling protocols followed by both Community Science Institute Volunteers and New York State Department of Environmental Conservation professional stream evaluators.



First, Choose a spot for a 5 meter transect across the stream. Your transect should ideally angle slightly downstream.

DRAFT 4/8/21
DO NOT
DISTRIBUTE YET!





4/8/21

DO NOT DISTRIBUTE YET!

If your riffle or stream isn't wide enough, the 5-meter transect can zigzag back and forth heading downstream.



Net Holder

Timer

Next...

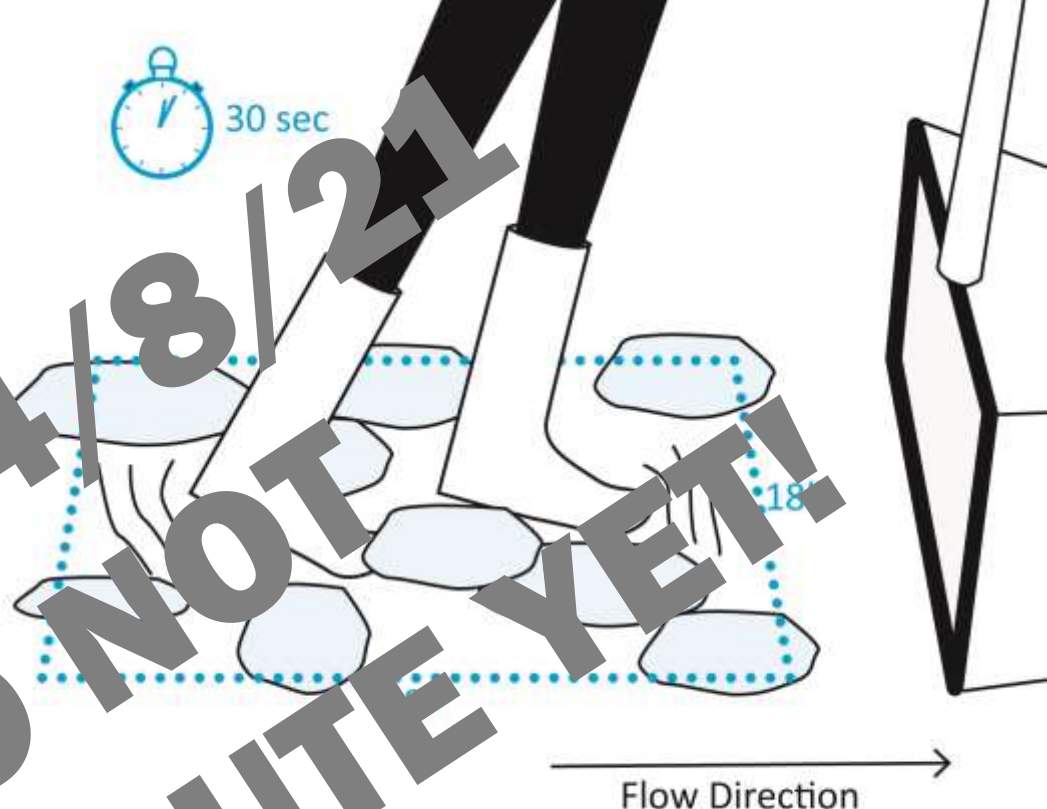
**Assign
sampling roles**



"Kicker"



And collect a sample

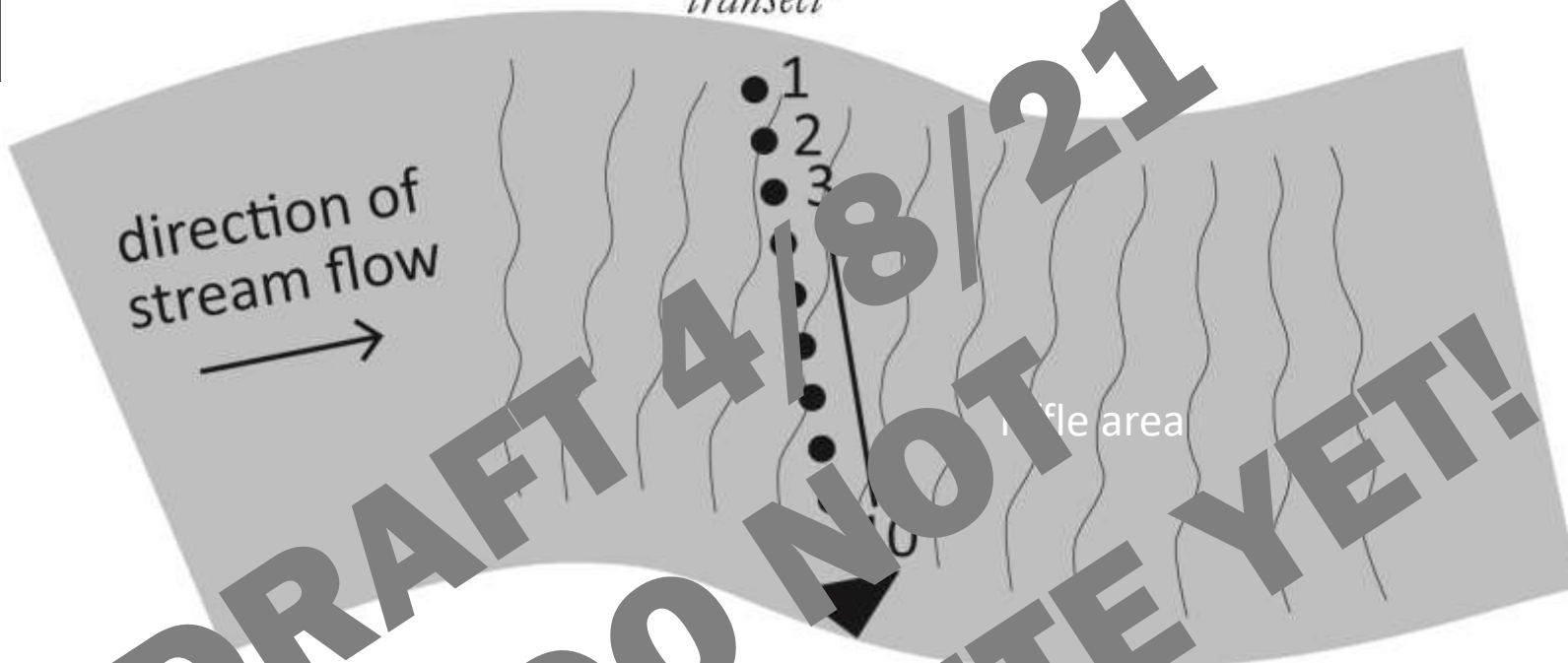


To collect a kick sample along a transect...

Starting at the upstream end of your in-stream transect, disturb the stream bottom within an 18"x18" square a few inches upstream of the net opening by vigorously shuffling feet, putting top under rocks to flip them over and generally upsetting the substrate so that any organisms hiding under rocks and deeper in the substrate (up to several inches down) will be caught by the flow and pushed into the net. Try to avoid kicking the substrate directly into the net as much as possible. Do this for 30 seconds at each of ten locations along your transect.



sampling
transect




After each 30 seconds of kicking at one location, move the sampling team roughly 0.5 m along your transect to repeat the “kicking” process at the next location. Do this at a total of 10 locations across the stream. (The samples collected are cumulative samples, so the results of each 30 second interval of kicking is added to the next until all 10 locations along the transect have been “kicked.” The entire process lasts 5 minutes, plus the time it takes to move from one point to the next.)

30 second kick sample...

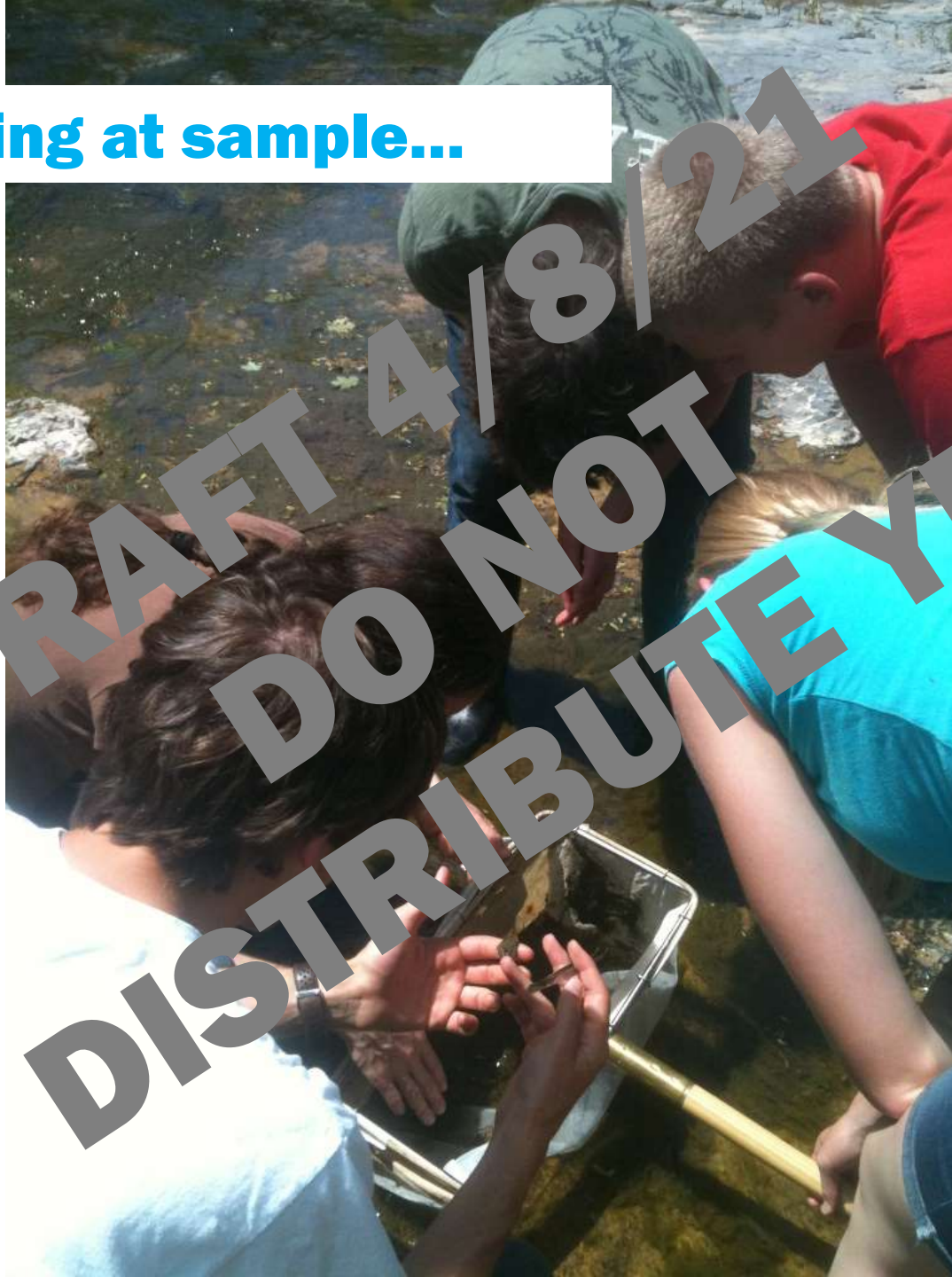
DRAFT 4/8/21
DO NOT
DISTRIBUTE YET!

flow





Looking at sample...



DRAFT 4/8/21
DO NOT
DISTRIBUTE YET!



Once you've collected your sample...

Put it into a white tray (with water) for observation*.



* You may want to rinse your sample first, by allowing water in a clear part of the stream to flow through the mesh of the net while carefully holding the net opening above the surface.



Take good care of your sample!



DRAFT 4/8/21
DO NOT
DISTRIBUTE YET!

Keep it out of direct sun and try to work with your sample as quickly as possible so that you can return it safely to the creek.



Si

16

2

1

1

1

13

18

2

3

1

206

10

1

9

1

3

2

7

5

1

1

Tug Hollow Creek 5/1/14



So now that you've found some... what can BMI tell us about water quality in a stream?

In New York State, the
Department of Environmental
Conservation (NYSDEC)
has determined that non-
impacted streams typically
have 5 BMI characteristics
in common.



“Non-impacted” is basically
another way to say “Healthy”



Here are the characteristics of healthy streams in New York...

1. Mayflies must be present and numerous; at least 3 species must be present
2. Stoneflies must be present
3. Caddisflies must be present, but not more abundant than mayflies
4. Beetles must be present
5. Aquatic worms must be absent or sparse.



Department of
Environmental
Conservation

**DRAFT 4/8/21
DO NOT
DISTRIBUTE YET!**



So what did you find?



DRAFT 4/8/21
DO NOT
DISTRIBUTE YET!



DRAFT 4/8/21

Mayflies

The Ephemeroptera

DRAFT DO NOT DISTRIBUTE YET!

Si

1. Mayflies must be present and numerous; at least 3 species must be present.



Small Minnow Mayflies



Small Squaregill

What do mayflies look like?

3 "tails"



plate-like gills on abdomen



Spiny Crawler



Little Stout Crawler



Flatheaded Mayfly

* some species only have 2 "tails" - if you only see 2 tails be sure to check for abdominal gills



Brushlegged Mayflies

DRAFT 4/8/21
DO NOT
DISTRIBUTE YET!



Are mayflies easy to find?

YES

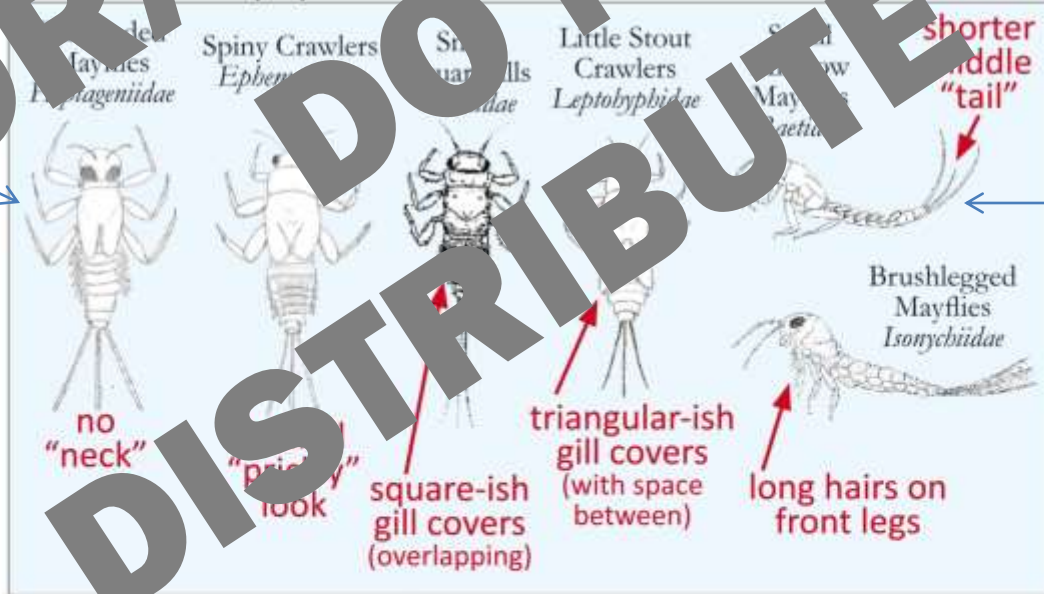
NO

Does it seem like there are at least three different kinds of mayflies?

Very Common mayfly in Finger Lakes stream riffle

Some mayflies have flattened bodies and cling to rocks, while others have streamlined, swimming bodies. Here's a sampling of some of the different kinds of mayflies.

Common Mayfly Families



Also Common

These pictures show mayfly *families* — each mayfly *family* is made up of different mayfly *species*. If you can find 3 different mayfly families, you can confidently answer YES to this question.

DRAFT 4/8/21
DISTRIBUTE YET!



4/8/21

Stoneflies

The Plecoptera

DRAFT DO NOT DISTRIBUTE YET!





Common Stonefly

2. Stoneflies must be present.



What do stoneflies look like?



Rolled-winged Stonefly



Perlodid Stonefly



Green Stonefly



plate-like gills on abdomen

2 claws on the end of each leg



Spring Stonefly

DRAFT 4/8/21 DO NOT DISTRIBUTE YET!



Do you see any stoneflies?

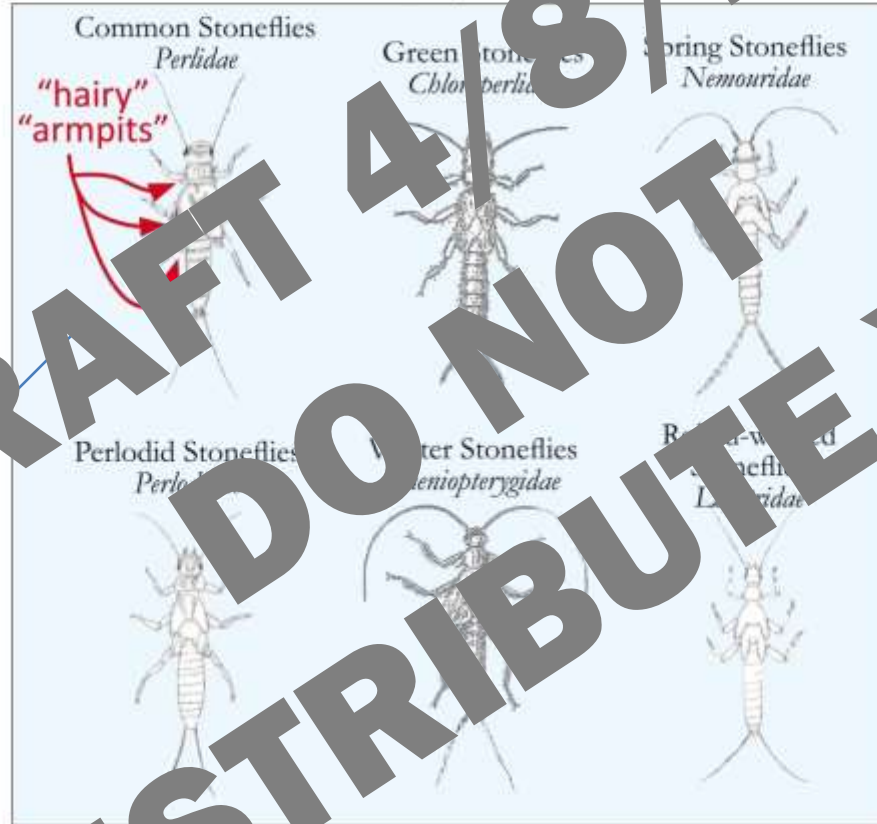
YES

NO

2 different species of *Perlidae*



Some Common Stonefly Families



Most common stonefly in Finger Lakes stream riffles

Different kinds of stoneflies are usually harder to tell apart (genus to family) than mayflies, but there usually aren't as many of them either. Just finding one is enough to answer YES to the question. Counting "tails" is usually the easiest way to tell the difference between stoneflies and mayflies. The most common stonefly family (common stoneflies) have finely-branched gills where each of their legs attach making them easy to recognize (it looks like they have hairy armpits).

DRAFT 4/8/21 DO NOT DISTRIBUTE YET!

Si



Caddisflies

The Trichoptera



DRAFT 4/8/21
DO NOT
DISTRIBUTE YET!



Fingernet Caddisfly

3. Caddisflies must be present, but not more abundant than mayflies.



Spiral Casemaker Caddisfly

What do caddisflies look like?



Common Netspinner Caddisfly



Lepidostomatid Caddisfly



Uenoid Casemaker Caddisfly



Freeliving Caddisfly

* some construct cases of mineral or plant materials

DRAFT 4/8/21 DO NOT DISTRIBUTE YET!



Most common caddisfly in Finger Lakes stream riffles

Do you see any caddisflies?

Are there fewer caddisflies than mayflies?

Some Common Caddisfly Families



2nd most common

Different kinds of caddisflies can be even harder to tell apart than stoneflies, but the most common family (Common Netspinners) are quite easy to identify to family due to the branched gills on the ventral part of their abdomens ("hairy bellies").



Beetles

The Coleoptera



DRAFT 4/8/21
DO NOT
DISTRIBUTE YET!



4. Beetles must be present



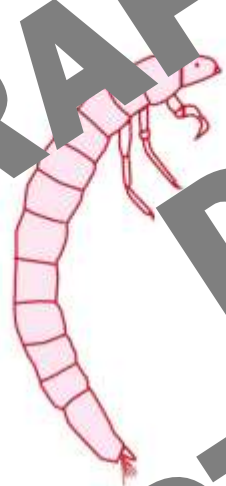
Water Penny larvae



What do beetles look like?



Purple Beetle Larva and adult



larvae have jointed legs and often have dark, stiff bodies



adults usually have hard, black bodies and are distinctly oval in shape

DRAFT 4/8/21 DO NOT DISTRIBUTE YET!

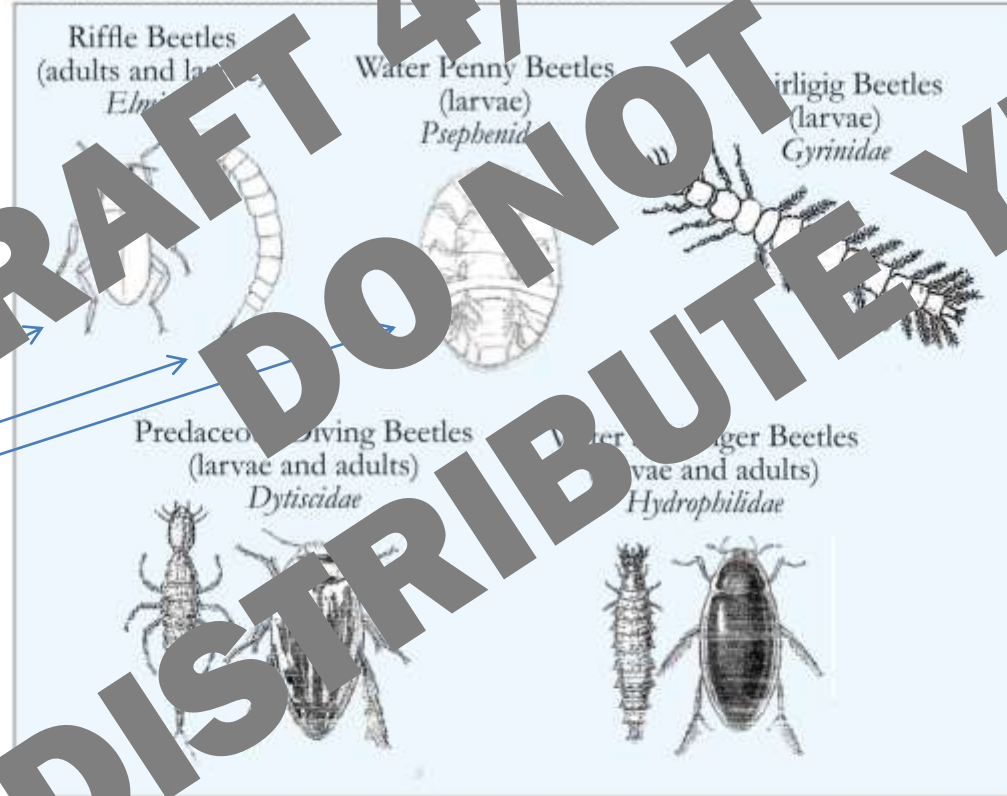


Do you see any beetles (larvae or aquatic adults)?

YES

NO

Some Common Beetle Families



Most common beetles in Finger Lakes stream riffles

Unlike mayflies, stoneflies and caddisflies whose adults are winged insects, you may find some adult beetles living in creeks alongside their young larvae.



DRAFT 4/8/21
Worms
DO NOT
DISTRIBUTE YET!





5. Aquatic worms must be absent or sparse.

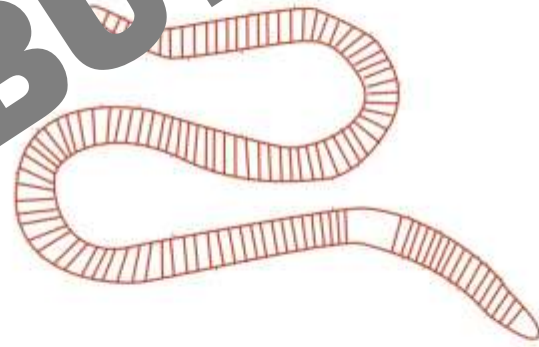


Lucy G.

Aquatic Earthworm

DRAFT 4/8/21
DO NOT
DISTRIBUTE YET!

What do aquatic worms look like



they all have segmented bodies

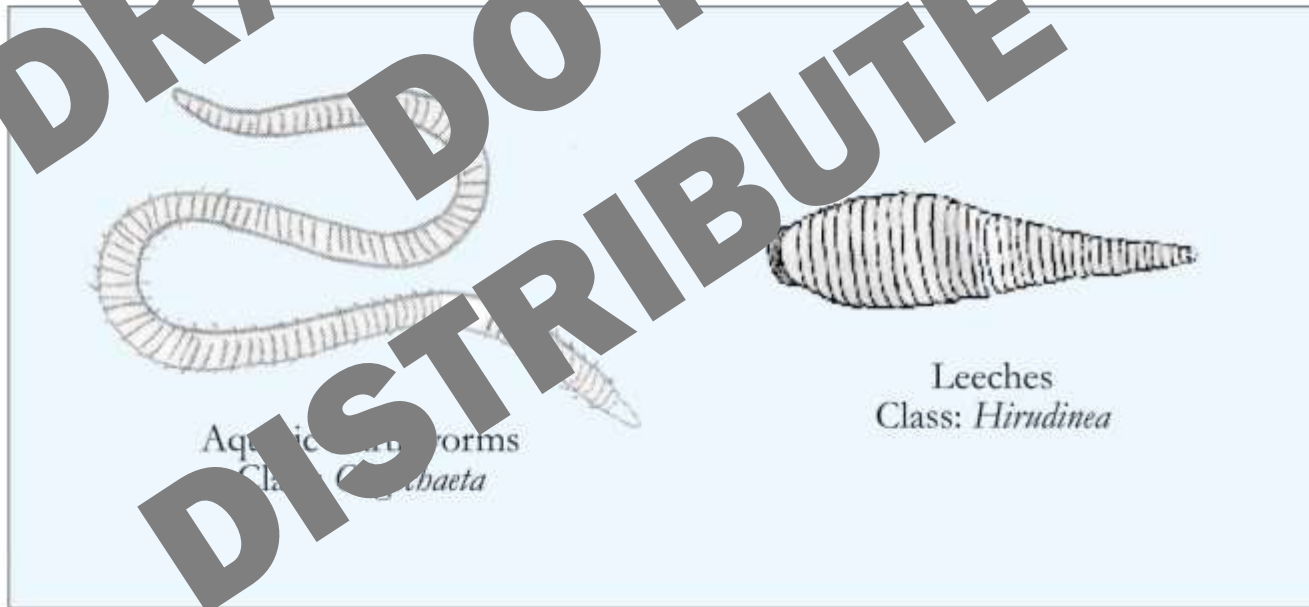


Are aquatic worms
absent or sparse?

YES

NO

Some Common Aquatic Worms



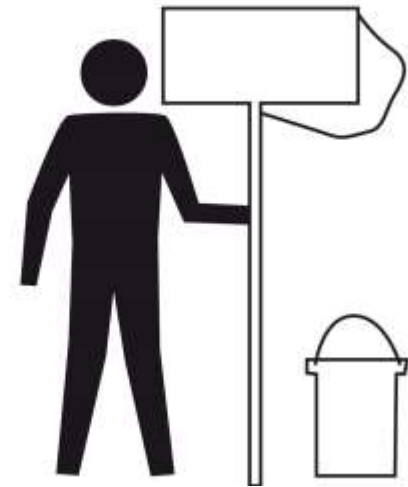
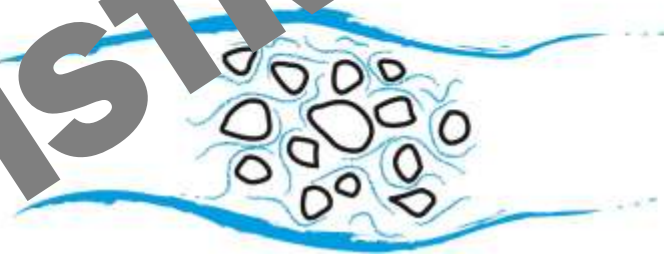


Look back at the 7 questions you answered....

If you answered **yes** to all of them, that's fantastic! It means that your stream probably has pretty good water quality and is supporting a diversity of life.

If you answered **no** to any of them, it means that your stream **may** be impacted. You may need further study to be sure.

DRAFT 4/8/21 DO NOT DISTRIBUTE YET!





Be sure you carefully return the bulk of your sample to the creek when you're done looking at it! These organisms are food for fish, birds, snakes and other creatures AND they also consume algae and help break down fallen leaves and other organic material that falls in the water...

**DRAFT 4/8/21
DO NOT
DISTRIBUTE YET!**





Preserving one of each kind of organism you find would be helpful, though!



CSI can provide verification for identification then return the organisms to you. These voucher specimens can be used to help future students learn about benthic macroinvertebrates specific to the creek you sampled and help them document any changes that might take place over time.

CSI can provide a vial with alcohol for preservation. But you can also use any sealable container that allows you to completely submerge organisms in isopropyl alcohol.



Let us know what you found!



SEND US YOUR RESULTS. If you're up for sharing any photographs of your experience, that would be great too. Send us a photo of your class at the creek you evaluated and we'll post it in the young scientists section of the Community Science Institute website**

Send your results (and questions) to:
adrianna@communityscience.org

*** Let us know if you've preserved voucher specimens and we can arrange to get them from you.

or Community Science Institute
Young Scientists
95 Brown Rd, Ste 283
Ithaca, NY 14850

Thank you!!!

DRAFT 4/8/21

DO NOT
DISTRIBUTE YET!

